




Preloaded IOL Injection System **SZ-1/SZ-1C**
Aspheric Single-piece IOL **Aktis SP**

Made in Japan



THE ART OF EYE CARE



A refined IOL made in Japan

Both patients and surgeons expect an increase in functional vision after cataract surgery. The NIDEK IOL strives to meet and exceed this expectation for the patients and surgeons.

Made in Japan, the NIDEK IOLs maintain stringent quality levels including;

- *Reliable, original acrylate for long-term stability*
- *Fine-tuned functional lens design for optimal postoperative outcomes*
- *Achievement of smooth lens insertion with a preloaded injector system*



Refinement




Unrivalled "Made in Japan" Quality

Pride in Reliable IOL Material

All the steps from IOL design to IOL material manufacturing are performed at NIDEK without any outsourcing.

NIDEK formulates original acrylate materials for IOL manufacture. To ensure a stable acrylate, NIDEK uses "double-polymerization" during the manufacture of IOLs.



NIDEK Single-piece IOL Product Portfolio

Preloaded system
SZ-1/SZ-1C

SZ-1



SZ-1C



NS-60YG

NS-60G



Aspheric single-piece IOL
Aktis SP

Injector for Aktis SP
Nex-IJ



Handpiece: IJ-2
Cartridge: Type 4C

Ensuring Optimal Outcomes for Surgeons and Patients

Nano-precision Processing

The IOLs undergo "lathe cutting" which is controlled to the NANO-level to maximize IOL quality.

This extremely precise processing method allows finely tuned lens designs.



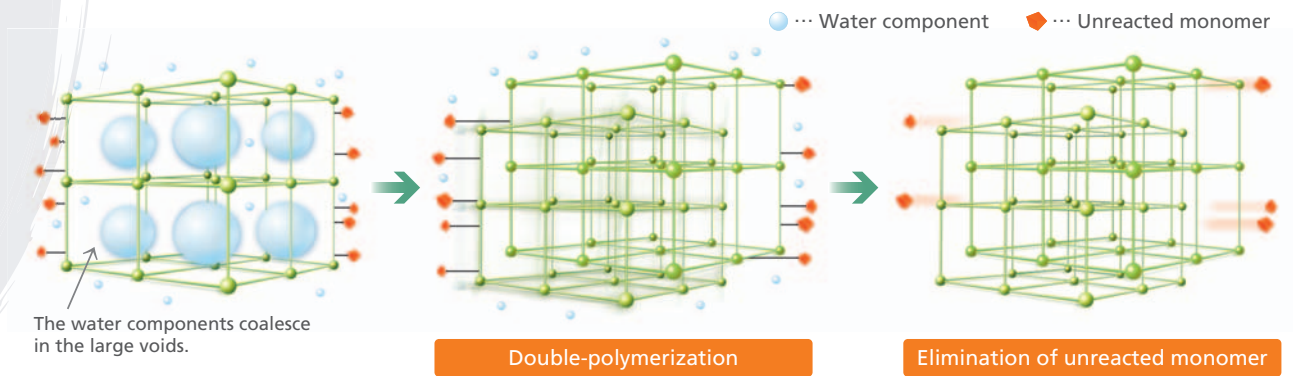
Stable Polymer

Providing Long Term Reliability by Incorporating a Unique Manufacturing Process

Stable and Steady Structure

Double-polymerization of monomers in the Aktis SP IOL decreases voids in the IOL structure resulting in a stable polymer. This unique structural architecture inhibits water components from coalescing and reduces the chances of glistening and whitening.

Unreacted monomers are eliminated to prevent structural decomposition and an increase in voids.



Sophisticated Preloaded System SZ-1/SZ-1C

Simple Two-step Operation

The SZ-1/SZ-1C is designed for easy and quick operation using a simple two-step process for smooth advancement. First the viscoelastic material is filled in the injector, and then the plunger is depressed (as one-handed operation, if desired). The IOL does not need to be loaded into the cartridge after filling viscoelastic. Additionally, the injector body does not need to be rotated during IOL insertion.



Step 1

Fill the viscoelastic material



Step 2

Press the plunger



Small Incision

The SZ-1/SZ-1C can be used with a 2.2 mm small incision at the corneoscleral junction (a 2.4 mm incision size is required through the clear cornea). The small incision mitigates surgically induced astigmatism allowing a favorable postoperative outcome.



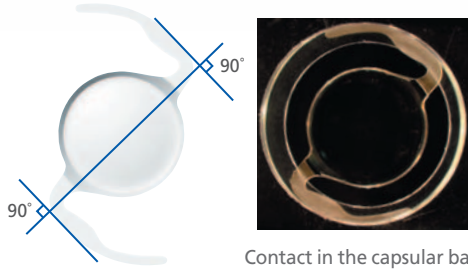


Fine-tuned Functional Design

For Optimum Postoperative Outcomes

Anchor Wing Loop

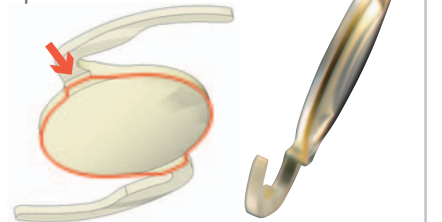
The 90° haptic design enlarges the contact area with the capsular bag resulting in a stable, well-centered IOL implantation.



Contact in the capsular bag


360° Square Edge

A 360° square edge protects against migration of the lens epithelial cells into the back of the optic and the haptic junction, minimizing the risk of posterior capsule opacification.



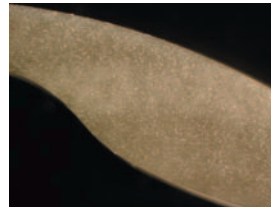
Asperitic Optic Side Surface

Asperitic optic side surface reduces intraocular reflection and optic edge glare.



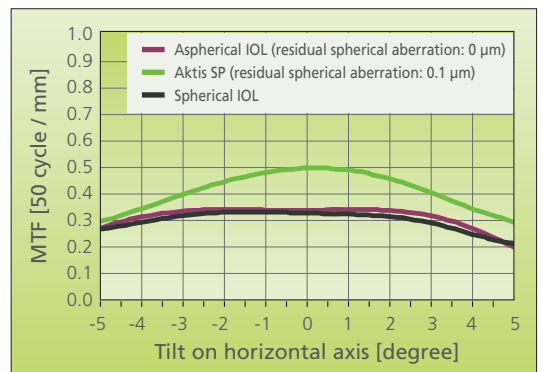
Blast Finishing

Blast finishing on the haptic surface reduces adherence to the optic surface during lens folding and improves the visibility of the haptic when the lens is loaded into the cartridge.



Advanced Aspheric Optic

The advanced aspheric optic of the Aktis SP provides better optical performance compared to spherical lenses even if it is decentered. The optical design of the Aktis SP is robust enough to tolerate some tilt or decentration without image degradation.



Deviation: 0.3 mm from the visual axis.
Pupil diameter: 5.3 mm



Yellow Tinting for Natural Color Perception

*Available for the SZ-1 and Aktis SP (NS-60YG)

The yellow tinting of the Aktis SP provides a color density that is similar to that of a young-adult crystalline lens. The goal of the tint is to provide the patient with natural color perception and contrast sensitivity in mesopic conditions.

SZ-1/SZ-1C Specifications

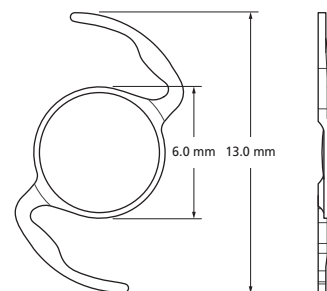
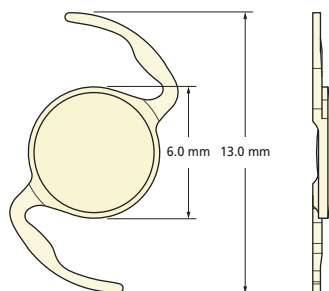
	Tinted model	Clear model
Product name	Nex-Load System SP	Nex-Load System SP Clear
Model	SZ-1	SZ-1C
Loaded lens	Aktis SP (NS-60YG)	Aktis SP (NS-60G)
Diopter range	11.0 to 27.0 D (0.5 D increments) 27.0 to 30.0 D (1.0 D increments)	←



Aktis SP Specifications


	Tinted model	Clear model
Product name	Nex-Acri AA 1P	Nex-Acri 1P
Model	NS-60YG	NS-60G
Overall length	13.0 mm	←
Optic diameter	6.0 mm	←
Optic material	Yellow tinted hydrophobic soft acrylic	Hydrophobic soft acrylic
Haptic material	Yellow tinted hydrophobic soft acrylic	Hydrophobic soft acrylic
Haptic angle	0°	←
A constant	119.1*	←
Expected AC depth	5.7 mm*	←
Diopter range	1.0 to 10.0 D (1.0 D increments) 10.0 to 27.0 D (0.5 D increments) 27.0 to 30.0 D (1.0 D increments)	←

* The values of the A constant and AC depth are for reference only. The precise parameters should be determined based on the surgeon's own experience.



Nex-IJ Handpiece

Product name	Nex-IJ
Model	IJ-2



Nex-IJ Cartridge

Product name	Nex-IJ
Model	Type 4C



Brochure and listed features of the products are intended for non-US practitioners.
Specifications may vary depending on circumstances in each country.
Specifications and design are subject to change without notice.



HEAD OFFICE
(International Div.)
34-14 Maehama,
Hiroishi-cho, Gamagori,
Aichi 443-0038, JAPAN
TEL: +81-533-67-8895
URL: www.nidek.com
[Manufacturer]

TOKYO OFFICE
(International Div.)
3F Sumitomo Fudosan Hongo
Bldg., 3-22-5 Hongo, Bunkyo-ku,
Tokyo 113-0033, JAPAN
TEL: +81-3-5844-2641
URL: www.nidek.com

NIDEK INC.
2040 Corporate Court,
San Jose, CA 95131, U.S.A.
TEL: +1-408-468-6400
+1-800-223-9044
(US Only)
URL: usa.nidek.com

NIDEK S.A.
Europarc,
13 rue Auguste Perret,
94042 Créteil, FRANCE
TEL: +33-1-49 80 97 97
URL: www.nidek.fr

NIDEK TECHNOLOGIES S.R.L.
Via dell'Artigianato,
6/A, 35020 Albignasego (Padova),
ITALY
TEL: +39 049 8629200/8626399
URL: www.nidektechnologies.it

NIDEK (SHANGHAI) CO., LTD.
Rm3205, Shanghai Multi
Media Park, No.1027 Chang
Ning Rd, Chang Ning District,
Shanghai, CHINA 200050
TEL: +86 021-5212-7942
URL: www.nidek-china.cn

NIDEK SINGAPORE PTE. LTD.
51 Changi Business Park
Central 2, #06-14,
The Signature 486066,
SINGAPORE
TEL: +65 6588 0389
URL: www.nidek.sg